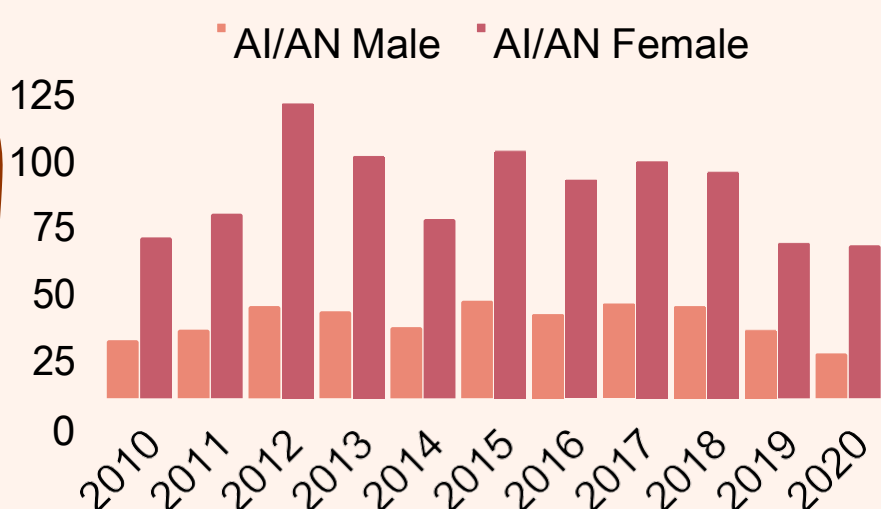


# American Indians/Alaska Natives STI Data in Nevada

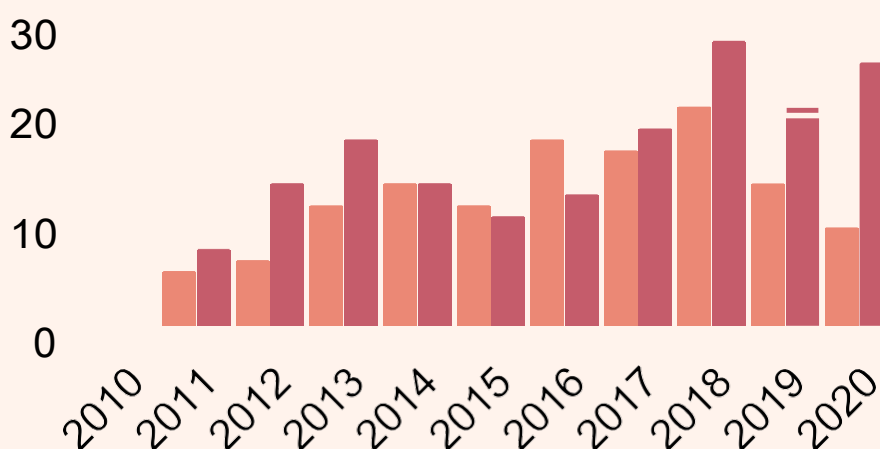
STI highlights about American Indians/Alaska Natives (AI/AN) in Nevada from ITCA's HIV/STI/HCV Surveillance Report.

## CHLAMYDIACASES

From 2010 to 2020, Chlamydia cases among AI/AN remained consistent.<sup>1</sup>  
There were 1,199 AI/AN diagnosed with Chlamydia.<sup>1</sup>



AI/AN Male AI/AN Female



## GONORRHEACASES


From 2010 to 2020, Gonorrhea cases among AI/AN increased slightly.<sup>1</sup>  
There were 280 AI/AN diagnosed with Gonorrhea.<sup>1</sup>

## CHLAMYDIA AND GONORRHEA CASES BY GENDER

From 2010 to 2020, AI/AN females had higher cases and incidences rates of Chlamydia and Gonorrhea compared to AI/AN males.<sup>1</sup>


## PRIMARY AND SECONDARY SYPHILIS CASES

From 2010 to 2020, Primary and Secondary Syphilis cases among AI/AN remained low.<sup>1</sup>  
AI/AN males had a reported total of 11 cases and AI/AN females had a reported total of 9 cases.<sup>1</sup>



## How to Prevent STI's

- Get tested for STI's on a regular basis
- Use condoms correctly each time you have sex
- Talk with partner openly about STI's



### Reference

1. Inter Tribal Council of Arizona, Inc., Tribal Epidemiology Center. *Human Immunodeficiency Virus (HIV), Sexually Transmitted Infections (STI), and Hepatitis C Virus (HCV) Surveillance among American Indians/Alaska Natives in Arizona, Nevada, and Utah from 2000-2020*. September 2022.