
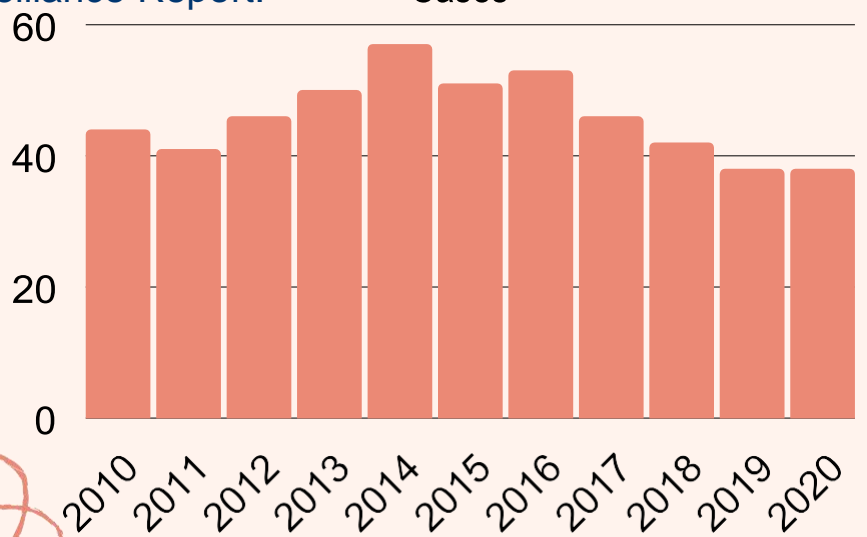


American Indian/Alaska Native Human Immunodeficiency Virus Data in Arizona

Human Immunodeficiency Virus (HIV) highlights about American Indians/Alaska Natives (AI/AN) in Arizona from ITCA's HIV/STI/HCV Surveillance Report.

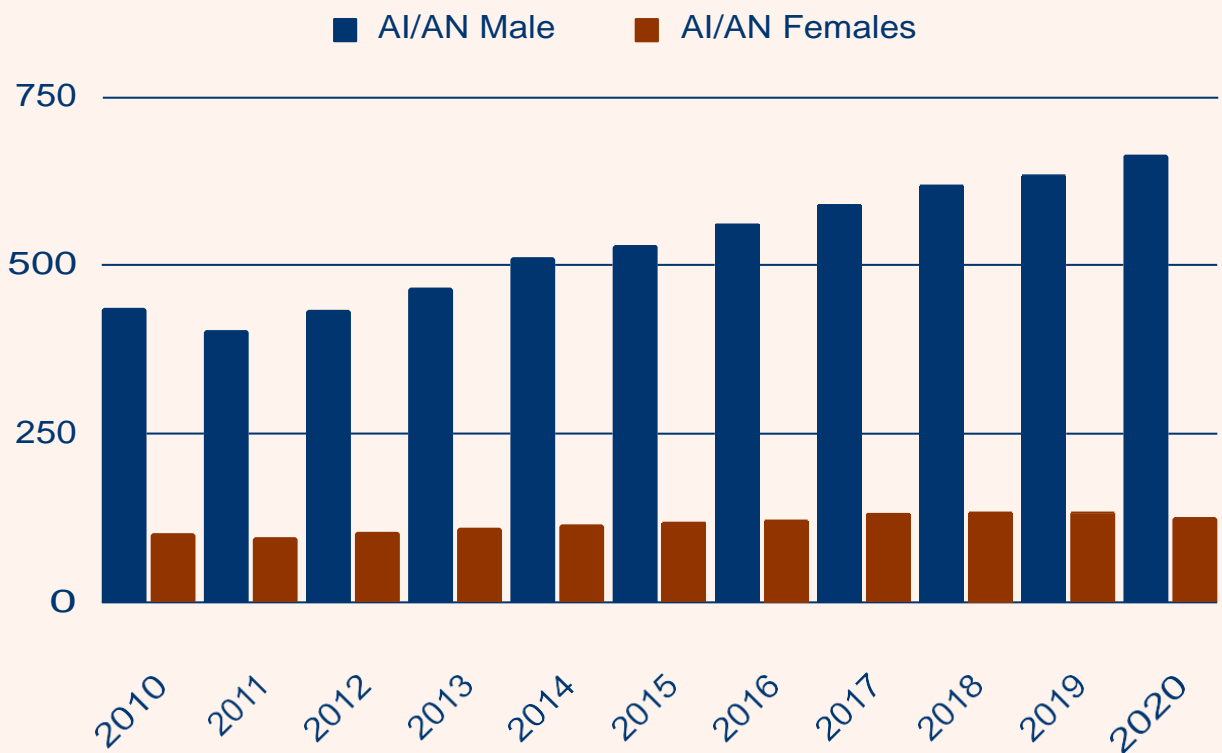
NEW HIV CASES

From 2010 to 2020, new HIV cases in Arizona remained consistent with a reported total of 506 cases.¹



NEW HIV CASES BY GENDER

AI/AN males had higher incidence rates compared to AI/AN females. In 2020, AI/AN males had a reported total of 34 cases and AI/AN females had a total of 2 cases.¹



AI/AN LIVING WITH HIV

From 2010 to 2020, the number of AI/AN living with HIV increased each year. There are more AI/AN males living with HIV compared to AI/AN females.¹

HIV RELATED DEATHS

The number of HIV related deaths trended downward from 2000 to 2012 with a reported total of 173 deaths. From 2012 to 2020 the deaths were very low with a reported total of 4 deaths.¹

How to Prevent HIV

- Get tested for HIV on a regular basis.¹
- Use condoms correctly each time you have sex.¹
- Explore alternative options such as PrEP and PEP.¹

Reference

1. Inter Tribal Council of Arizona, Inc. Tribal Epidemiology Center. Human Immunodeficiency Virus (HIV), Sexually Transmitted Infections (STI), and Hepatitis C Virus (HCV) Surveillance among American Indians/Alaska Natives in Arizona, Nevada, and Utah from 2000-2020. September 2022.